


[View this email in your browser](#)

**Sydney Northern Beaches
Woodturners Inc**

*Sydney Northern Beaches
Woodturners*



Newsletter - July 2025

In this newsletter find out about:

AGM News

Demo - Segmented rolling pins

August Challenge & Demo

Open Day - Sunday 24 August

Workshop Clean-up success

Popular Fridays

Cammeray Project Update

Club Shop wares

July birthdays

Welcome to new members

Important Dates

August 9 - Bunnings Sausage Sizzle

Sunday August 17 - Monthly meeting and further demonstration on texturing tools by Catherine Ritter

Sunday August 24 - Club Open Day (See article below for more info and how to take part)

AGM Meeting Notes

The President (John Donnelly) spoke to the highlights of his report. He noted that the number of Members was now around 62, which was double the membership when the Club moved into the current premises in Forestville.

The Acting Treasurer tabled his report and spoke to its highlights.

ELECTION OF OFFICE-BEARERS AND ORDINARY COMMITTEE POSITIONS

The Public Officer, Lloyd Ross, as Returning Officer, declared the results of the ballot for Office Bearers:

- President – John Donnelly re-elected unopposed
- Vice-President – Alex Bendeli re-elected unopposed
- Secretary – Chris Falvey elected unopposed
- Treasurer – Ian Blume elected unopposed

There were no nominations for Ordinary Committee positions and these will go forward as casual vacancies.

John Donnelly reiterated the importance of volunteers to the successful running of the Club. Particular thanks to Will Rogers as the Bunnings BBQ organiser, Alex Bendeli as the Supervisor Manager, and Lloyd Ross in his many roles particularly the Toy Program.

Members were asked to consider putting their names forward for various volunteer roles with the matter to be finalised at the Club's meeting in August.

The President moved a vote of thanks, on behalf of the Committee, to all who had volunteered their time, and this was passed by acclamation.

Guild President Phil McLeod provided a brief presentation on the role of the Guild, and in particular its benefits in securing value-for-money insurance, and its role in promoting woodturning at the Sydney Royal Easter Show.


Next meeting: Sunday 17 August

**Guest Demonstrator Tony Ney -
Segmented Rolling Pins**



Having seen and been impressed with Tony Ney's segmented rolling pins that were selling like hot cakes at the 2025 Easter Show, Alex Bendeli invited Tony to demonstrate in our workshop. Alex has known Tony a long time. They first meet at the Easter Show and the Working with Wood Show when the Guild was demonstrating at the Showground, then located in Moore Park. He used to make and sell magnificent vintage/antique French Provincial side-tables and magazine racks made from solid cedar wood doors reclaimed from the Children's Hospital when they were "renovating" and tipping such a valuable resource.

Tony arrived with a bandaged left thumb (as you can see in the photos) and insisted giving us a life lesson. Despite his trade as a cabinetmaker, proficiency with a variety of tools and turning for 30 years, a single lapse in concentration due to a mental distraction can have dire consequences. Thus, his conclusion is: "With working machinery, you just focus on the job at hand and nothing else".



Tony gave a step-by-step description of the precise cutting and sanding necessary to achieve a "perfect job". He starts with a perfectly square cross-section blank. He pencil-marks one face with a diagonal line passing through centre where the cut will occur. Using the angled thin wood strip shown on the top left right corner under the jig platform, the jig slides in his table-saw T-slot. He uses the laminated planks to mark the cutting lines. Photo shows pencil lines and numbered half blanks on the angle cutting jig. Numbering ensures that cut pairs stay together. He labels both halves of the blank so that after cutting, the halves can be reassembled at the correct alignment.



The blanks are packed with a pre-glued assemblage of contrasting alternating coloured layers (various wood species) consisting of several 10mm planks that were well sanded so no glue joint appeared.


Tony uses a precisely set table-saw with a fine blade with 300 teeth around its periphery thus ending with fine surfaces that need no or minimal sanding. He uses a custom angle-cutting jig mentioned above to clamp the blank. The jig ensures all blanks are cut at the same angle.

A locally manufactured special cross-linked glue is available only in 20 litres canisters. The glue has a fast grip time, dries clear and is a strong bond which is ready for turning after a short time compared to typical PVA glue requiring 24 hours curing usually available from hardware shops. There is also a new "Quick" version of Aquadhere PVA glue available, but he has not yet experimented with it. Tony applies a thin layer of glue on all surfaces to be glued, then rubs the faces together to exclude air bubbles then lightly clamps the assembly. Due to the fast grip action of the glue, holding it for a short while and leaving it on the bench is sufficient.

Following the glue-up, Tony cuts the excess planks protruding from the blank (see photo above) and then proceeds to the turning phase.

Tony told us he prepares a very large number of pre-assembled and glued blanks as it is more efficient to keep repeating the same process in cutting, gluing and turning the blanks. Once all the blanks are glued up, he then sequentially turns all the rolling pins in one long day instead of assembling and turning one rolling pin at a time.


Tony uses spindle turning by inserting the blank between a 4-prong centre and a live centre and turns typically at 2400rpm.





Care is taken to cut away from end grain of the inserted planks

Most of the turning is rapidly performed using a roughing gouge and finished off as a cylinder with the skew.



A spindle gouge is used to form the extremities and a final sanding with a used but not-abused discarded 240 grit belt sandpaper from a local woodworking workshop.





A wooden pip is left at each extremity when stopping the lathe. The pips are then cut off with a saw and the extremities sanded to blend with the shape.



For surface finish, Tony always uses Canola oil from a local grocer. He found that olive oil does not penetrate very well, stays thick, sticky for a long time and becomes rancid. Similarly, Linseed oil and other typical Tung oil coatings and waxes are not used by Tony on the rolling pins.

The rolling pin ends are not your typical step-down handle but instead are two hemispherical-shaped extremities. Apparently if a “typical” handled rolling pin is used, the pastry seems to “bunch up” whereas with his end profile, the pastry seems to flow more evenly. The photo above shows the finished rolling pin and a similarly laminated blank to become a dazzling and mesmerizing bowl.



Members applauded Tony at the end of his captivating demo. The SNBW president then presented Tony with the customary “thank you” on behalf of the members.

Thanks to Alex Bendeli for the write-up

August Challenge

Your Challenge for the August meeting is to create a segmented rolling pin which, if you wish, you can put up for sale at the August 24 Open Day.

Demonstration by Catherine Ritter



Our demonstrator for the August meeting is Catherine Ritter, continuing her work on texturing, carving and decorating your turned creations.

In this session Catherine will show you how to embellish your turnings with texturing and piercing. Discuss patterns, sourcing of images for those of us who are drawing-challenged, and demonstrate use of tools such as dremel, micromotor and dental tools.

Announcing Club Open Day Sunday 24 August 10am - 3pm

A Club Open Day is the brainchild of Catherine Ritter.

The aim of the Open Day is to improve the Club's engagement in the community, raise public awareness of the existence of our club, encourage members of the public to join the club and increase our membership.

In addition it provides our Members with an opportunity to show and/or sell their creations. Further, as with the market stall at Terrey Hills, we hope to raise enough money to cover the costs of organising the event and possibly provide a small profit for the Club.

Ken Cooper has agreed to demonstrate turning a bowl that will then become the Lucky Door prize for one of our visitors.

More info and ideas on what you could create to sell will follow shortly, or have a chat to Catherine or Julie.

Workshop Clean-Up Friday 20 & Saturday 21 June

The workshop clean-up and tidy-up was heralded a great success. There were also some decorative touches added.

Thanks to everyone who participated. Your assistance was greatly appreciated. The Council representative who visited the following week found nothing to complain about and our lease is being renewed. Well done everyone.





Fridays are proving popular




On Friday 4 July we had record numbers. We had to pull out Meg's demo lathe to meet demand. Hopefully we'll see those numbers more often.

Cammeray Project Update



You'll remember the Cammeray Golf Club has asked the SNBW to prepare some items trophy winners can take home for the 12 months they hold the trophy. All the items must be made from timber harvested from the golf course when 600+ trees were removed for the construction of the Warringah Freeway.

Catherine is the first to finish her creation from Melaleuca. A magnificent contribution.



This is our segment to introduce new members, and remind existing members, on information about our Club that we might not otherwise think of mentioning to them.

If you have any suggestions on items we could include, please send them to [the editor](#).

Did You Know?.....There are a couple of colourful dust jackets hanging up on the hooks in the 'toy room'. Their previous life was in a dental surgery. Sandra Geraghty has donated them for use by anyone who forgot to bring one or a new starter who comes unprepared. Just take it home, wash it and bring it back next visit.



Did You Know?.....there is a special dust extraction system for the bandsaws and bench mounted lathes. The Supervisor may not have turned it on as these machines were not in use. If you wish to use any of this machinery please check the dust extraction system is turned on. The switch is located on a black box, mounted on the right hand side of the wall at the north end of the building. Please ask your supervisor if you are unsure.

The Club Shop

There are lots of goodies in the Club shop. Any Supervisor can help you find what you're looking for. Simply pay with cash or direct debit. A list of the extensive array of items available is kept in the shop cabinets. See some examples below.



Letter openers



Clock parts



Cake slices



Pot Pourri lids



Pen cases



Wine stoppers



Happy Birthday to the members who celebrated their birthday in July

Sandra Geraghty, Angus Ireland, Julie Jarvis, Tim MacGregor, Peter newton, John Redding, Catherine Ritter, Fin Thorvaldson and Tony Vidler.

Welcome to our new member:

Warwick Black

We hope you enjoy your time with us.



Club T-Shirts

If you are representing the Club at any event, including a Bunnings Sausage Sizzle we would be very pleased to see you wearing a Club T-Shirt to promote the Club.

We have plenty of stock in all sizes - just \$25. Ask a Supervisor to get one for you.




Tuesdays & Fridays 9.30am - 1pm
Saturday mornings 8.30am - 1pm
2nd & 4th Friday each month
9:30am - 3:30pm



Your Committee

President:	John Donnelly
Vice President:	Alex Bendeli
Secretary:	Chris Falvey
Treasurer:	Ian Blume

Editor: Julie Jarvis
E: snbwoodturners@hotmail.com



Secretary:
PO Box 532, Forestville NSW 2087
snbwoodturners@hotmail.com
<http://www.snbwoodturners.com/>



Forward to a Friend

Can you think of someone who might like to become member. [Forward](#) them our Newsletter to see if they're interested.

You received this email as a member of Sydney
Northern Beaches Woodturners Inc

[unsubscribe](#)

Our address is:
Old Girl Guide Hall, Forestville Avenue
Forestville NSW 2087

This email was sent to <<Email Address>>
[why did I get this?](#) [unsubscribe from this list](#) [update subscription preferences](#)
Northern Beaches Woodturners Inc · Forestville Avenue · Forestville, NSW 2087 · Australia

