


[View this email in your browser](#)

**Sydney Northern Beaches
Woodturners Inc**

*Sydney Northern Beaches
Woodturners*



Newsletter - February 2026

In this newsletter find out about:

[Committee News](#)

[First Bunnings BBQ for 2026](#)

[3 Bunnings Events to finish off 2025](#)

[Member meeting Sunday 15 March](#)

[Royal Easter Show 2026](#)

[Beginner Weekend Announcement](#)

[Drunken Segmented Rolling Pin!](#)

[Did You Know?](#)

[The Future of the Club Shop](#)

[Birthdays & New Members](#)

Important Dates

Saturday 7 March - Bunnings BBQ. More volunteers needed & items to fill the Charity Lucky Dip box

Sunday 15 March - First Club Member Meeting for 2026, Show & Tell, plus Demonstration in the meeting room at the Clubhouse 9:30am start

Thursday 2 April - Participation in Royal Easter Show with Demonstrators and sales. Giveaways needed

Sunday 3 May - Makers Market Stall at Terrey Hills. Talk to Julie or Catherine about selling some of your creations

News from the first Committee Meeting for 2026

Your Committee met on 5 February 2026. Notes from the meeting are as follows:

- Revisions and expanded scope of our Club's training Manual are pending
- Beginner's course is to be reviewed with consideration it be conducted as a week-end

course over a Saturday and Sunday

- After the March 7 Bunnings BBQ at Belrose we will be relocated to the new French's Forest store. Dates to be confirmed
- Implementation of the proposal to provide tokens to members to pay the daily fee is to undergo further evaluation
- Supervisor Thursdays need to be created and implemented ASAP so Supervisors have an opportunity to "turn some wood" at their leisure. It is hoped that this initiative may 'incentivise' other experienced members of the Club to become Supervisors and expand the roster of Supervisors for the Club
- A Makita vacuum (same model as existing) to be purchased
- A drill bit sharpener has been purchased and available for member use
- Leaf blower has been purchased
- Purchase of a Sorby pro-edge sharpening system is under consideration
- Committee discussed the especially contentious motion from Ken Cooper and seconded by Jenny Talbot and the effect of that motion on the Committee's ability to manage the Club in the best interests of ALL members. The Committee agreed that the reconstruction of the bandsaw in question would be impractical, and financially irresponsible. No action to be taken.
- The club received an email from the Council earlier this week to say the dust room door and leaks have been fixed and the job order is closed! To be followed up.
- Monthly clean-ups will continue, and these will help maintain the club cleanliness. There will also be a clean-up day in June.
- Some members do not have storage at home for their tools etc. A storage solution is being implemented with storage boxes available for hire and spaces provided in the club for these. This should be in place in the coming months.
- Consideration is being given to whether the Club Library should be relocated to the tearoom
- The issue of dogs on the landing has been raised with the responsible owners and a reminder that dogs should be on the lawn. There may be an exception to this in wet weather as there is no shelter on the lawn.

**First Bunnings Sausage Sizzle is
Saturday, 7 March 2026**

Yes we have our first Bunnings Sausage Sizzle for 2026 on Saturday 7 March at Bunnings Belrose.

We still need volunteers for both the morning and afternoon shift. Even if you can help out with a couple of hours at lunchtime it would be great.



Put your name on the list on the clipboard on the meeting room table, contact Will Rogers on 0401 992 980 or [email](#) if you can help in any capacity.



As with each Bunnings BBQ we also have a charity lucky dip. We need to fill the Lucky Dip box in the next 2 weeks so please, each time you're at a lathe make a little something to give away. Items for children are best - a spinning top, mushroom, little doll, animal. Whatever takes your fancy.

We ended 2025 with a definite bang - 3 Events in December

Event 1

We were asked to demonstrate at the Family Night at Bunnings Belrose on 4 December. We also sold some members creations and gave away lots of little items to children. The photo here shows a boy trying to choose his giveaway - he can't decide between a spinning top and a christmas tree. In the end he came back and swapped the tree he chose for a different one!!



Event 2

What a day to be on the tongs! Saturday 6 December was 40+ degrees. Luckily we had lots of volunteers so everyone was able to take a break to cool off. The Bunnings Garden section was particularly popular as the coolest spot.

Due to the heat the sales of sausages were down but drinks were up. We had lots of ice on hand to ensure the drinks were delightfully cool.

Our new magnetic signs on the A frame and big table White & Blue sign promoted our club to passersby and customers. Our Lucky dip (with newly decorated box) was very popular with families. One family "dipped" 8 times to have SNBW items as Xmas stocking stuffers (See photos below).

Thanks to our coordinators Will Rogers and Andrew Black for excellent organisation.





Event 3

The last event for the year was the **opening of the new Bunnings Warehouse at Frenchs Forest**. We demonstrated and had member items for sale and the usual giveaways for children.

We gave away many a Christmas tree and snowman and our promotional flyer to interested customers (see photo below).

Jack's delightful gnomes and a few fancy Christmas trees sold well, plus a small bowl Catherine had carved for a club demo. Both John Donnelly & Catherine Ritter demonstrated.

A great way to introduce the Club to a new catchment area.



First Member meeting for 2026 - Sunday 15 March with Show & Tell plus Beginner Demo

Yes, the first quarterly Club Members meeting for 2026 will be held at the Clubhouse on Sunday 15 March, commencing 9:30am sharp. Your Committee will update members on what's been happening. The meeting will be followed by a Show & Tell. Please bring along what you've created over the holidays to show your fellow members. We'll then have morning tea and a Demonstration by John Donnelly. This demonstration will be of particular interest to beginners because John will demonstrate two items you will be able to turn successfully - a Dibler and a simple bowl. Beginners make sure you put Sunday 15 March in your schedule.

Announcing - Beginner Weekend

During March a Beginner Weekend will be held. It is being organised by John Donnelly. Look out for more information in an email from Lloyd Ross.

Royal Easter Show 2026 - Demonstration day & Sales of Member items

The 2026 Royal Easter Show Starts on Thursday 2nd of April and ends on Monday 13th of April.

Guild members will be demonstrating from Thursday 2nd until Tuesday 7th of April.

SNBW has been assigned Thursday 2 April to demonstrate. Thanks to our demonstrators and volunteers - A.Bendeli, J.Donnely, N.Vertes, J.Cottle. You can help them out by providing some giveaways - spinning tops, rabbits, eggs are always popular.

At least 3 of our Club members are entering items in the Royal Easter Show competition in various categories: Nick Vertes, Chris Falvey & Catherine Ritter. Wish them luck.

If you are putting items up for sale you must be there to either setup, pack up or volunteer to watch the stand at least one day.

1. All items for sale are to be registered, via the registration form, and returned to Dave King on or before **2nd March 2026 (no exceptions)**. Either email dwoodturner2004@gmail.com, hand deliver or snail mail.

To - David King
19/149 Waldron Road
Chester Hill 2162

2. All items **MUST** have a tag or sticker with an identifiable number e.g.Z01. Two or more same items are to have the same identifying marks. E.g. If you have 5 different size bowls but all have the same price give them the same identifiable number.

3. All items must have a tag or sticker attached with your sale price.

4. All items are to be sold via the Guild's receipt invoicing.

5. All monies collected will be returned to the owner minus 10%

6. All items, that are registered, must be delivered to the Easter Show. Alex has offered to take items to the next Guild meeting to give to Dave King so please talk to him if you need help getting your sale items to the Easter Show.

7. No person can enter the Show Grounds without passes.

8. A contact number should be written on the registration form because some customers may wish to negotiate the price.

9. **PLEASE NOTE** All care will be taken but no responsibility given for any damage or loss, whatsoever caused. **NO PENS ARE TO BE SOLD**

10. If the Items do not have the required tagging they **WILL NOT BE SOLD** They will be placed back into the owner's boxes.

Drunken Segmented Rolling Pin - write-up by Nick Vertes

CAUTION

Please do not follow these instructions exactly and most definitely **NEVER OPERATE MACHINERY WHILST UNDER THE INFLUENCE – SERIOUSLY.**



Ingredients:

1x bottle of Jack Daniels (or choose your own poison). Using Tequila will give a very distinct result.

Titebond III Ultimate Wood Glue (Waterproof and approved for indirect food contact).

2x or more **contrasting** timbers - the rolling pins in the photos used 3x different timbers.

Suggested sizes are about 24" long, 4" Wide and 2" Thick (2x4). Can be smaller though.

Double sided carpet tape or you can use masking tape with CA glue and activator.

Instructions:

1. Select your timber.

2. Run the timber through the planer so both timbers are identical in size and sit perfectly with no gaps between them.

3. Stick the two contrasting timbers together using the carpet tape, and this is the fun part –

imbibe (that means drink) your Tequila or Bourbon until you are thoroughly drunk.

4. Now you can cut your drunken straight line and it should look like a drunk trying to walk a straight line.



5. Now separate the four pieces and glue the two different pairs to each other – this will give you two boards as on the left side of the picture.

6. Once the glue has set you may want to run it through the planer again.

Then using the carpet tape join the two boards again.



7. Now the fun part **again** – imbibe enough of the Jack Daniels to cut drunken straight lines cross-ways as shown in the picture below.



8. Remember the photos show the method with 3 contrasting boards (slightly more complicated – by a lot). In this image you can see the paper tape which will now get separated and then glued together with odd numbers on the top and even numbers on the bottom.





9. The glue-ups are a bit hectic as you need to get it all done with lots of glue (to avoid gaps) and clamped tightly before the glue sets.

10. So, if all goes to plan this is roughly how a 3x board rolling pin blank should look. But if you used Tequila – well then Caramba!



11. Cut to remove any furry edges and clean up all the edges with sandpaper. Try to work as cleanly as possible.

From this image it looks like I failed dismally with the “drunken” part, but have faith, because as you can see below, once it is turned the drunken pattern shows up.



12. If your glue-up was NOT very accurate and you find you have some gaps, fill them with CA glue or resin, or glue mixed with sawdust.

13. Getting the handles right is a challenge for me being totally lacking any design or artistic ability but I am attempting to make a heart or strawberry shape.





Slowly but surely it is all coming together – I just love the various knots and inclusions in the wood!


Getting a clean end is important.



Here rolling pin #2 is ready for turning and will be a drunken French one. (see photo at the beginning of this article for a french style segmented rolling pin). Of course this one was made using Cognac!

Happy Baking!

Did You Know?



This is our segment to introduce new members, and remind existing members, on information about our Club that we might not otherwise think of mentioning to them.

If you have any suggestions on items we could include, please send them to [the editor](#).

Did you know?....Last year Members voted to increase the daily fee to \$5 per visit. This has now been implemented so please make sure you have \$5 in your pocket each time you visit, or you can pay by EFT. Just indicate in the sign-in book if you paid by EFT. Please also, for the sanity of our Treasurer Ian Blume, only pay for a maximum of 1 week at a time by EFT. This makes it much easier for Ian to track.

Did you know?....We have a **new procedure for Workshop power shutdown at the end of the day**. It is suspected that the electronic circuit of one of the ceiling air filters was damaged due to a possible lightning strike causing spikes and surges on the electricity supply. That particular air filter failed before the Xmas break. It is now evident that all the ceiling air filters and the large Laguna dust extractor in the shed are always in a standby mode and therefore energised waiting for remote-control activation. These machines are ON for about 25 hours during a weekly roster and in standby for 143 hours, thus the probability of failure during standby is much higher as it increases their exposure susceptibility to mains surges/spikes. It is workshop practice to unplug all lathes from their GPO specifically to prevent similar failures to lathe speed controllers.

Your Committee and electrical coordinator decided to institute a new power shutdown procedure:

The EMERGENCY switch located near the First Aid cabinet is to be pushed in as usual at the end of the workshop day but NOT released, as per previous procedure.

This disables all power to these machines until the following workshop session at which time the rostered supervisor will pull out the EMERGENCY switch to re-energise all equipment.

Did You Know?....Your Club will have a stall at the Terrey Hills Makers Market on

Sunday 3 May.

Last year nearly everyone who had items for sale sold something. But there's only so many bowls we can display. So consider something different. See some suggestions below:

- A mortar & pestle
 - An elaborate kitchen towel holder.
- There's an excellent example by Mike Peace on [YouTube](#).
- A salt pig with a swivel lid. There's an example by Mike Waldt on [YouTube](#) or this one created by Catherine Ritter.
- Start creating, you have a couple of months to create some beautifully turned items to attract a buyer.



Did you know?.... Your Committee is introducing Member storage in the Clubhouse. More details will be provided as they are firmed up. You will see storage racks and boxes in the Club meeting room in preparation for the launch.

The Future of the Club Shop

As was mentioned in the November newsletter, the Committee plans to use up the stock in the shop and then close it. There are lots of goodies you can take advantage of in the meantime saving you a trip to Timberbits or elsewhere. Any Supervisor can help you find what you're looking for. Simply pay with cash or direct debit. A list of the extensive array of items available is kept in the shop cabinets. See some examples below.



Letter openers



Clock parts



Cake slices



Pot Pourri lids



Pen cases

Wine stoppers



**Happy Birthday to the members who
celebrate their birthday in January &
February**

January - Tim Doherty and Paul Moore

February - Jack Butler, John Donnelly, Phil Drew, Murray Hankinson, Peter Hermes, Titty John, Peter Landis, Iain McIntosh, Philip Skelton, Ken Wunsch. And an extra special Happy Birthday to Lionel Hirning who turned 90 on 18 February.

We hope you all enjoy your day.

Welcome to our new members:

Murray Hankinson, Flavian Vallance & Dave Brewster

We hope you enjoy your time with us.



Club T-Shirts

If you are representing the Club at any event, including a Bunnings Sausage Sizzle we would be very pleased to see you wearing a Club T-Shirt to promote the Club.

Or if you need a comfortable shirt you can get dusty without worrying, we have one for you.

There's plenty of stock in all sizes - just \$25. Ask a Supervisor to get one for you.




Tuesdays & Fridays 9.30am - 1pm

Saturday mornings 8.30am - 1pm

2nd & 4th Friday each month

9:30am - 3:30pm



Your Committee

President:	John Donnelly
Vice President:	Alex Bendeli
Secretary:	Vacant
Treasurer:	Ian Blume

Editor: Julie Jarvis
E: snbwoodturners@hotmail.com



Secretary:
PO Box 532, Forestville NSW 2087
snbwoodturners@hotmail.com
<http://www.snbwoodturners.com/>



Forward to a Friend

Can you think of someone who might like to become member. [Forward](#) them our Newsletter to see if they're interested.

You received this email as a member of Sydney
Northern Beaches Woodturners Inc

[unsubscribe](#)

Our address is:
Old Girl Guide Hall, Forestville Avenue
Forestville NSW 2087

This email was sent to <<Email Address>>
[why did I get this?](#) [unsubscribe from this list](#) [update subscription preferences](#)
Northern Beaches Woodturners Inc · Forestville Avenue · Forestville, NSW 2087 · Australia

