


[View this email in your browser](#)

**Sydney Northern Beaches
Woodturners Inc**

*Sydney Northern Beaches
Woodturners*



Newsletter - April 2026

In this newsletter find out about:

Terrey Hills Market Sunday 3 May
Show & Tell Challenge for May
Easter Show - Fabulous results

Highlights of Turnfest 2026
Did You Know?
The Club Shop
Birthdays & New Members


Important Dates

Sunday 3 May - Makers Market Stall at Terrey Hills. Talk to Julie or Catherine about selling some of your creations

Sunday 17 May - Club Member Meeting + Show & Tell in the meeting room at the Clubhouse 9:30am start

Saturday 23 May - Bunnings Sausage Sizzle - first at Frenchs Forest store. Volunteers wanted. Put your name on the sheet on the meeting room table.

Sell your masterpieces at our Terrey Hills Market stall on Sunday 3 May



**We have a stall at the Terrey Hills Makers Market,
Sunday 3 May, 9am - 3pm**

This market is perfect for us as they have a focus on handmade, organic arts & crafts and local produce. It is also a great opportunity to get the Club known in the community.

Do you have some masterpieces ready to sell? If not, get those shavings happening. There's not much time left. Bowls, pepper grinders, decorations, vases, platters, toys, salt pigs, pen/pencil desk organisers, candle holders. Anything and everything 'turned' is welcome.



Catherine Ritter and Julie Jarvis are the coordinators. They need to know who is planning to have items to sell. A few members have spoken to Catherine or Julie already. If you haven't, please do so by **Friday 24 April**, or simply drop an email to [Julie](#).

All items for sale need to be delivered to the club workshop by **12:30 Friday 1 May**.

If you're super-organised it would be great if you could list the items you have for sale on this [spreadsheet](#). You'll see it has Member ID numbers listed down the side and item description, quantity & price.

All your items for sale need to have stickers or tags with your Member ID number & sale price. If you don't have stickers or tags just ask Julie or Catherine for some, or simply put them on when you deliver your items. If you're not a spreadsheet person, just hand write your list providing your name, member number and phone number. Then list a Member ID for each item, description, quantity & sale price and give it to **Julie**.

Catherine is happy to advise on pricing your items if you're unsure. Please note the Club sale commission is 20%.

There's a roster sheet on the morning tea table at the Club. John Donnelly has kindly offered to transport the tables, marquee etc on this flatbed ute. Some help to set up and pull down the tables etc would be appreciated, plus 4 people to man the stall at all times.

Please put your name down if you are able to do so. We've found in the past, talking to prospective customers about the items you have turned, increases your chance of making a sale.

You're welcome to collect unsold items after 2pm but if not, all remaining unsold items will be packed up and returned to the Club where they can be claimed.

VENUE

Terrey Hills Frank Beckham Reserve & Community Centre
12 Yulong Avenue, Terrey Hills

DATE

Sunday 3 May 2025 9:00 AM to 3:00 PM

Show & Tell Challenge for May 17



Your Challenge for the Show & Tell at the next Members Meeting on Sunday 17 May is **A SALT PIG** (with a lid, preferably swivel, or a design of your own). There's an example by Mike Waldt on [YouTube](#) or this one by Catherine Ritter.

If you need any tips on Catherine's design, by all means ask her. Hopefully she hasn't sold it and can show it to you!

You could win a \$20 Bunnings voucher.

Great results for Club Members at the Royal Easter Show



The Ribbon haul at the 2026 Sydney Royal Easter Show. Huge congratulations to Chris Falvey & Nick Vertes.



Chris Falvey's BBQ Burl Carver. A slice of Red Gum Burl.

Chris says: At its widest point, it measures 598mm, just inside the maximum swing of my VL 300 lathe of 600mm. Its shape was far from circular, the thickness varied, it was very unbalanced and quite a challenge to turn. It had pockets of rock hardness and some areas were quite soft. The natural edges were under constant threat of flying off into orbit, and there was a lot of flex and wobble. All the voids had to be filled before it could be turned, and then as you were turning, more voids would be revealed. I think there were three or four bouts of resin work and then sanding, then turning, then sanding, then resin work - and rinse and repeat.

It took about two weeks to turn with final sanding, and then another week of finishing and polishing. The finish (all food safe) was two coats of Osmo chopping board oil, and then multiple coats of Feast Watson soft board wax, and then Gilly's liquid beeswax, with lots of buffing and polishing.

The platter won first prize in the category of novice face plate turning. This category is open to anyone who has not previously won an award.

Editor: Hopefully Chris can bring it to the Club meeting in May and do a 'static demonstration'.

The other work (right) is my own design, a ring box with elongated finial called 'Eternity'. It features various Australian timbers including Queensland Red Cedar, Tasmanian Huon, Tasmanian Myrtle, and an elongated finial of NSW Black Bean which protrudes through the Main Ring. I received 'highly commended' in the 'Innovative' category, which is an open competition.

It takes a full day to complete, and there are a series of sequential steps and a number of turning techniques.

I make two, maybe three, of these in a year, depending on sales, and each iteration is another refinement, another variation.



Lately I have been playing with 'golden mean' proportions. The elongated finial was last year's addition. The earlier version on my [website](#) features a ring box of spalted Jacaranda, and a small knob and is equally pleasing to the eye.

Editor: Hopefully Chris can also bring this piece to the Club meeting in May and do another 'static demonstration'.

Nick Vertes came home with 6 ribbons. It is the first time he has entered the RES competition and naturally he's very happy with the result. Well done Nick!

Mortar & Pestle - 3rd Prize

Emerging Bowl - 3rd Prize

Fibonacci Bowl - Highly Commended

4-sided bowl - 2nd Prize (Nick says thanks to Catherine for her help and advice)

Mallet - Highly Commended

Segmented Rolling Pin - Highly Commended



And thanks to our Volunteers: Alex Bendeli and here the 2 John's demonstrating their turning ability and promoting the Club

Nick (who also demonstrated) gave a 45 second interview with 2GB Sydney which was broadcast throughout the Show



Thanks to Chris & Nick for their contributions.

Highlights of Turnfest 2026



Club President John Donnelly, Chris Falvey and Angus Ireland were enthusiastic attendees at this year's Turnfest, a three-day program of demonstrations, networking and shared learning at Seaworld on the Gold Coast. *At left a selfie of Chris Falvey with John Donnelly and Chris Drescher.*

Turnfest is Australia's largest and longest-running woodturning symposium; the premier event is organised by David Drescher of SE Queensland Woodworking Supplies and features a range of international and Australian turners.

International demonstrators this year included Brits Colwin Way and Emma Cook, Hawaiian Emiliano Achaval and Ireland's Pat Carroll; while Australian turners included Stephen Hughes, Neil Turner, and Ian Moss and two turners familiar to us as demonstrators, Ernie Newman and Simon Begg (who is building quite an international reputation for himself).

"This was my second time at Turnfest and it is an absolute highlight for me," said Chris Falvey. "You can attend a demonstration to better understand a particular technique, there are presentations on design, some demonstrations will stretch your skills, others are simply mind-blowing. The demonstrators are skilful, entertaining and totally accessible.

I'll be incorporating various elements into my turning, and there's a few designs which I want to test out and hopefully demonstrate at a future Club meeting."

John Donnelly says "We all learned new and better ways to improve our personal wood turning skills. Book me in for next year."

Angus Ireland drove up to Queensland for Turnfest. As you can see he picked up a few supplies on the way. He highly recommends going as he says below: "I would highly recommend Turnfest to any woodturner regardless of what skill level you're at. It's a wonderful way to immerse yourself into 3 days of nonstop woodturning presentations from elite individuals from around the world who showcase just how they have turned their passion for woodturning into a wonderful and prosperous career. "




"The 3 days that is Turnfest is based in the grounds of Sea World where you literally live with and converse with other woodturners and learn the tips and tricks that both the presenters and other members have experienced and how you could potentially use them and adapt them to how you make your crafts.

Turnfest is so incredibly amazing not only because of the elite presenters that David (the organizer) has been able to convince to come along to share insights of how they make such incredible projects, but also because you're also able to come into the inhouse clinic and work on your individual pieces or peruse through the various tools and goodies that David has provided from his tool shop, many of which are the signature tools that the presenters use and are therefore extremely hard to buy anywhere else. The value for money is well and truly worth it, and should you go once you'll (much like myself) be hooked and keen to go again and again to learn more and more from what the amazing presenters have to offer."

Thanks to Chris & Angus for their contributions.

Did You Know?



This is our segment to introduce new members, and remind existing members, on information about our Club that we might not otherwise think of mentioning to them.

If you have any suggestions on items we could include, please send them to [the editor](#).

Did you know?.... Lloyd needs 600 wheels for his toy production. Help would be appreciated. Just see Lloyd at the Club on a Tuesday or Friday to get your instructions.

Did you know?.... The Club has a two-for-one offer for items from the Club Shop. Buy an item such as a pen kit and get one free. You turn one for yourself and one for the Club. Great practice and we can generate funds for the Club when we sell your Club item.

Did you know?....The new Sorby sharpening system has been installed in the Club Workshop to be used for the Club chisels. Please remember to leave some extra time after finishing turning to sharpen the Club chisels you were using. That way everyone can enjoy sharp Club tools. Please note, you cannot switch between the Sorby sharpening system and the other jig (Gorgi's) system, so to sharpen Club tools make sure you use the Sorby sharpener. If you don't know how to use it, please ask.

The Club Shop

The Committee plan to use up the stock in the shop and then close it. There are lots of goodies you can take advantage of in the meantime saving you a trip to Timberbits or elsewhere.

Any Supervisor can help you find what you're looking for. Simply pay with cash or direct debit. A list of the extensive array of



items available is kept in the shop cabinets. See some examples below.

Two for one offer - buy an item such as a pen kit and get one free. You turn one for yourself and one for the Club. Great practice and we can generate funds for the Club when we sell your Club item.

Club Shop items for sale :

Bud vase inserts; Wine stoppers; Cake Lifters; Candle cup holders; Candle tea lights; Cheese knives; Clock parts; Keyrings; Brass knobs; Lazy Susan mechanism; Pepper and salt grinder parts; Pot Pourri inserts; Pen kits & timber blanks (some pre-drilled); Ceramic tiles etc.



Letter openers



Clock parts



Cake slices



Pot Pourri lids



Pen cases



Wine stoppers



Happy Birthday in April to

Richard Clezy, Mia Ellis, Rod Imber, Jonathan Livesey, Clyde Parkinson, Will Rogers.

We hope you have a great day!

Welcome to our new members

Angus Bowen, Joanne Amis, Cheryl Lynn

We hope you enjoy making shavings with us.



Club T-Shirts


If you are representing the Club at any event, including a Bunnings Sausage Sizzle we would be very pleased to see you wearing a Club T-Shirt to promote the Club.

Or if you need a comfortable shirt you can get dusty without worrying, we have one for you.

There's plenty of stock in all sizes - just \$25. Ask a Supervisor to get one for you.



Tuesdays & Fridays 9.30am - 1pm
Saturday mornings 8.30am - 1pm
2nd & 4th Friday each month
9:30am - 3:30pm






Your Committee

President: John Donnelly
Vice President: Alex Bendeli
Secretary: Vacant
Treasurer: Ian Blume

Editor: Julie Jarvis
E: snbwoodturners@hotmail.com



Secretary:
PO Box 532, Forestville NSW 2087
snbwoodturners@hotmail.com
<http://www.snbwoodturners.com/>



Forward to a Friend

Can you think of someone who might like to become member. [Forward](#) them our Newsletter to see if they're interested.

You received this email as a member of Sydney
Northern Beaches Woodturners Inc

[unsubscribe](#)

Our address is:
Old Girl Guide Hall, Forestville Avenue
Forestville NSW 2087

This email was sent to <<Email Address>>

[why did I get this?](#) [unsubscribe from this list](#) [update subscription preferences](#)

Northern Beaches Woodturners Inc · Forestville Avenue · Forestville, NSW 2087 · Australia

